



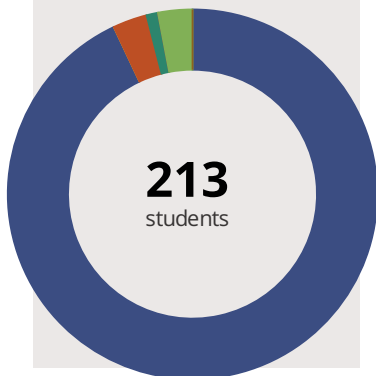
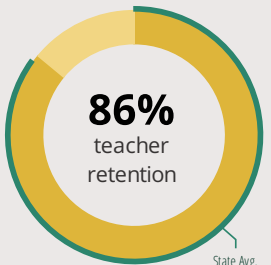
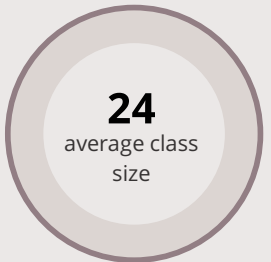
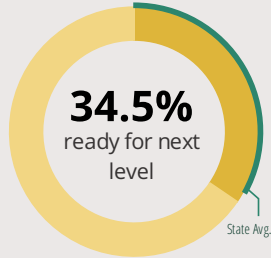
RIVER BEND MIDDLE SCHOOL

415 12TH ST FULTON, IL 61252 1042 (815) 589-2911

Grades: 6-8
District: RIVER BEND CUSD 2

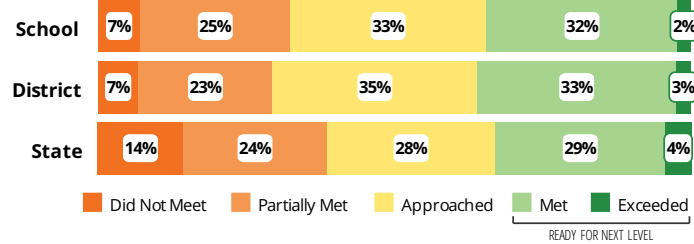
Principal: Mrs. Kathleen Schipper
Superintendent: Mr. Darryl Hogue

FAST FACTS



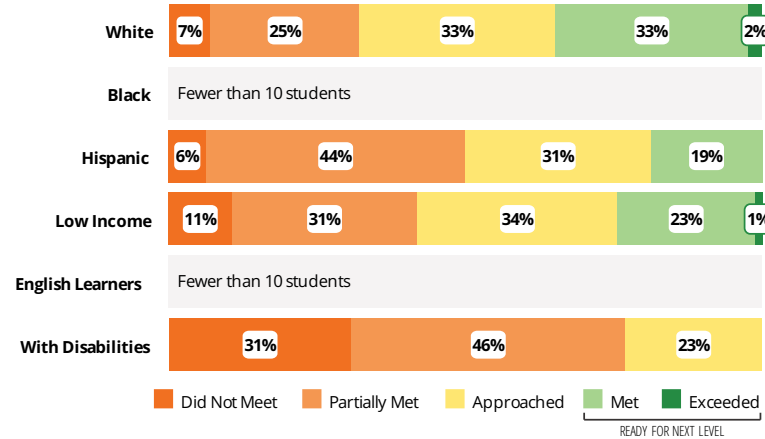
Academic Success

All Illinois students in grades 3-8 take the PARCC assessment each year. High school students take the PARCC in specific Math or English Language Arts (ELA) courses.



Success by Student Group

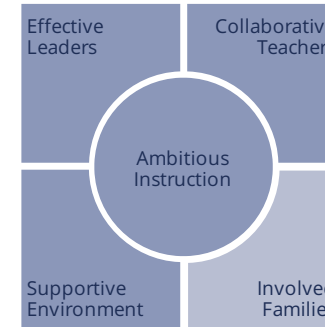
This display shows PARCC performance levels for each student group. No data is shown for groups with fewer than 10 students.



Student Characteristics

White	93%	Low Income	36%
Black	0%	English Learners	0%
Hispanic	3%	With Disabilities	11%
Asian	1%	Homeless	1%
American Indian	0%		
Two or More Races	3%		
Pacific Islander	0%		

School Environment



The **5Essentials Survey** allows students in grades 6-12 and all teachers to share their perspectives on essential conditions for learning. The anonymous survey consists of 5 components.

- Most implementation
- More implementation
- Average implementation
- Less implementation
- Least implementation
- Not Applicable/Low Response

Response Rates

Students	88%
Teachers	83%

Average Effective Leaders

Do principals and teachers implement a shared vision for success?

Average Collaborative Teachers

Do teachers collaborate to promote professional growth?

Average Ambitious Instruction

Are the classes challenging and engaging?

Average Supportive Environment

Is the school safe, demanding, and supportive?

Less Involved Families

Does the entire staff build strong external relationships?

Student Attendance and Mobility

Attendance Rate

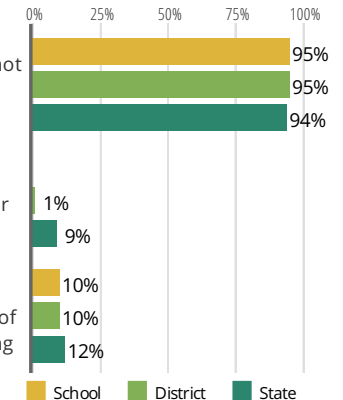
Rate at which students are present at school, not including excused or unexcused absences

Chronic Truancy Rate

Percentage of students who have been absent without valid reasons for 5% or more of regular school days

Student Mobility

Percentage of students who transfer in or out of the school during the school year, not including graduates





RIVER BEND MIDDLE SCHOOL

School Highlights

Academic Courses

River Bend Middle School has aligned their curriculum to the Common Core Standards in English Language Arts and Mathematics. Other curricular areas are implementing portions of the standards as well. Our Science department has also been aligning their curriculum to the Next Generation Science Standards.

Physical Education, Health and Wellness

Health Education Courses

Other Programs and Activities

8-9th Grade Transition Workshops, Art Club, Family Nights, Gardening Club, Lego League, Parent Associations, Scholastic Bowl, Student Council/Government

School Awards

100% meets and exceeds 6th math, Academic Excellence 2011, Academic Excellence 2012

Career Development Courses and Programs

Athletics

River Bend Middle School belongs to the Tri-County Conference. Several boy and girls sports are available to our students. Our varsity boys and girls coaches volunteer their time work with 6th graders in basketball and volleyball since we do not have an official 6th grade basketball program.

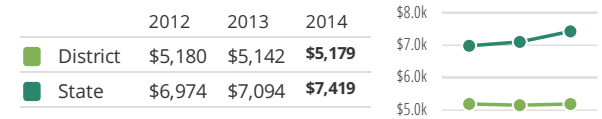
School Personnel Resources

Paraprofessional, Special Education Teacher

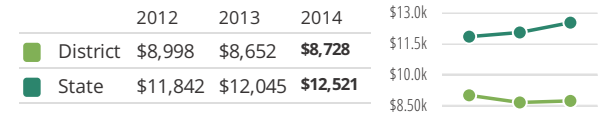
Facilities

District Finance

Instructional Spending per Pupil includes only the activities directly dealing with the teaching of students or the interaction between teachers and students.



Operational Spending per Pupil includes all costs for overall operations in this school's district, including Instructional Spending, but excluding summer school, adult education, capital expenditures, and long-term debt payments.



Educator Measures

This school has had **2 principal(s)** over the past 6 years. In the last three years, an average of **86% of teachers** return to this school each year.

FOR MORE INFORMATION

Visit IllinoisReportCard.com to see additional details about each item of information for this school. There you will find charts spanning multiple years, detailed explanations, resources, more of the school's programs and activities, and powerful tools that let you dig deeper into data.

Most of this data has been collected by ISBE from school districts through data systems. Some information, such as the School Highlights, is entered directly by principals and can be updated throughout the year.