



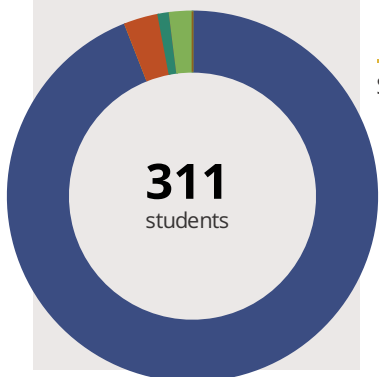
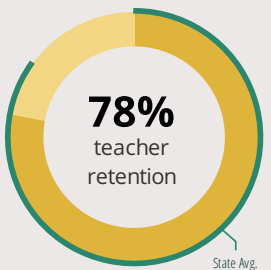
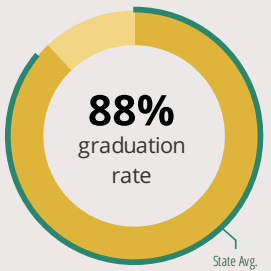
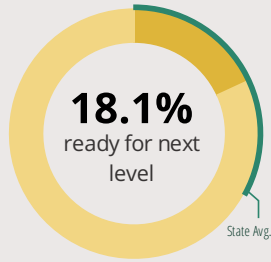
FULTON HIGH SCHOOL

1207 12TH ST FULTON, IL 61252 1117 (815) 589-3511

Grades: 9-12
District: RIVER BEND CUSD 2

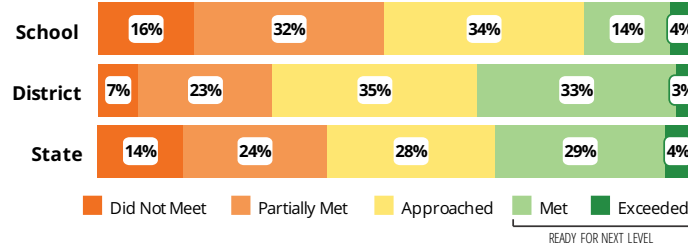
Principal: Mr. Chris Tennyson
Superintendent: Mr. Darryl Hogue

FAST FACTS



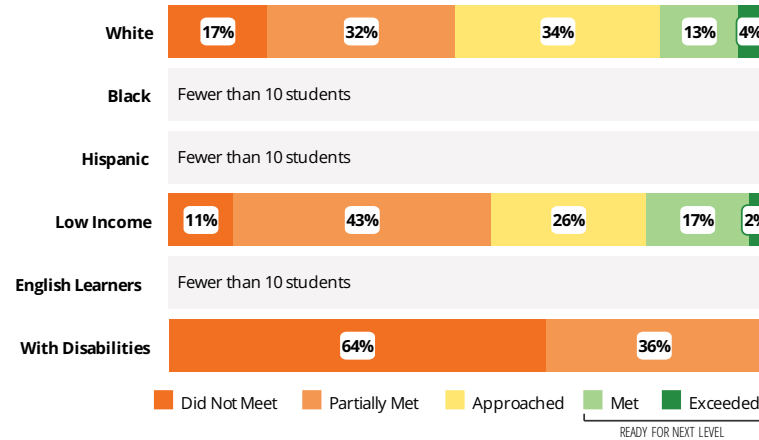
Academic Success

All Illinois students in grades 3-8 take the PARCC assessment each year. High school students take the PARCC in specific Math or English Language Arts (ELA) courses.



Success by Student Group

This display shows PARCC performance levels for each student group. No data is shown for groups with fewer than 10 students.



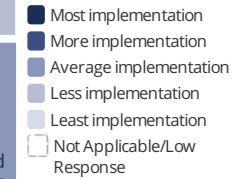
Student Characteristics

White	95%	Low Income	33%
Black	0%	English Learners	0%
Hispanic	3%	With Disabilities	15%
Asian	1%	Homeless	1%
American Indian	0%		
Two or More Races	2%		
Pacific Islander	0%		

School Environment



The **5Essentials Survey** allows students in grades 6-12 and all teachers to share their perspectives on essential conditions for learning. The anonymous survey consists of 5 components.



Response Rates	
Students	56%
Teachers	92%

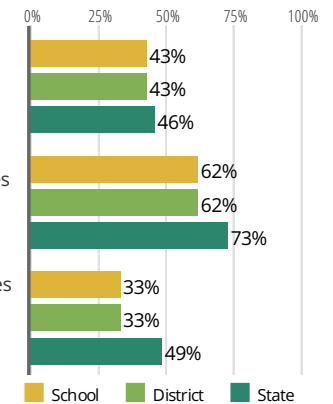
- Less Effective Leaders**
Do principals and teachers implement a shared vision for success?
- Less Collaborative Teachers**
Do teachers collaborate to promote professional growth?
- Average Ambitious Instruction**
Are the classes challenging and engaging?
- More Supportive Environment**
Is the school safe, demanding, and supportive?
- Average Involved Families**
Does the entire staff build strong external relationships?

College Readiness

Ready for College Coursework
Students who meet or exceed ACT college readiness benchmarks

Postsecondary Enrollment
Students who enroll at colleges and universities

Postsecondary Remediation (*lower is better*)
Students enrolled in Illinois community colleges who require remedial coursework





FULTON HIGH SCHOOL

School Highlights

Academic Courses

ACT/SAT Prep Courses, Advanced Art, Allied Health, AP Calculus AB, AP Chemistry, AP English Language and Composition, AP English Literature and Composition, Automotive Technician I, Automotive Technician II, Band, Begining Art, Character Counts, Choir, Commercial Food Service, Computer Technology, Construction, Construction Trades I, Construction Trades II, Digital Media Arts, Early Childhood Education, Economics, Fire Science, Health Occupations, Home Economics/Family and Consumer Science, I...

Physical Education, Heath and Wellness

Child Growth And Development, Health Education Courses, Nutrition, Parenting

Other Programs and Activities

8-9th Grade Transition Workshops, BLIND (social and emotional support), Career Education Events, Forensics/Speech Teams, Math Club, Mentoring Program, National Honor Society, Newspaper, Parent Associations, Scholastic Bowl, Science Club, Student Council/Government, Tutoring Program, Yearbook Club

School Awards

Career Development Courses and Programs

Accounting II, Accounting I, Are you college and career ready, Biology, Business and Technology Concepts, Business Law, Carpentry I, Child Development and Parenting, Community Involvement, Computer Concepts and Software Applications, Computer Operations and Programming I, Computer Operations and Programming II, Cosmetology I, Digital Graphics, Electrical Trades I, English Grammar And Composition, Family and Career Relationships, Fashion, Apparel, and Textile Services Occupations, Introducti...

Athletics

Boy's Baseball, Boy's Basketball, Boy's Football, Boy's Golf, Boy's Swimming & Diving, Boy's Track & Field, Boy's Wrestling, Girl's Basketball, Girl's Golf, Girl's Softball, Girl's Swimming & Diving, Girl's Track & Field, Girl's Volleyball, Scholastic Bowl Team, Speech Team, Three-Point Showdown

School Personnel Resources

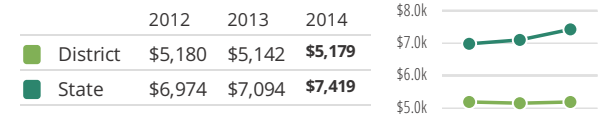
Area Career Center/EFE Director, Librarian/Media Specialist, Paraprofessional, Reading Specialist, Reading Teacher, School Guidance Counselor, School Nurse, School Social Worker, Special Education Teacher, Speech Language Pathologist-non teaching

Facilities

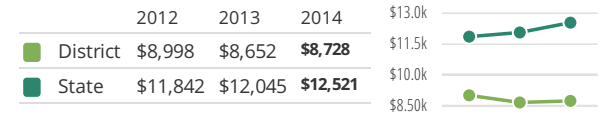
Most of this data has been collected by ISBE from school districts through data systems. Some information, such as the School Highlights, is entered directly by principals and can be updated throughout the year.

District Finance

Instructional Spending per Pupil includes only the activities directly dealing with the teaching of students or the interaction between teachers and students.



Operational Spending per Pupil includes all costs for overall operations in this school's district, including Instructional Spending, but excluding summer school, adult education, capital expenditures, and long-term debt payments.



Educator Measures

This school has had **3 principal(s)** over the past 6 years. In the last three years, an average of **78% of teachers** return to this school each year.

Student Attendance and Mobility

Attendance Rate

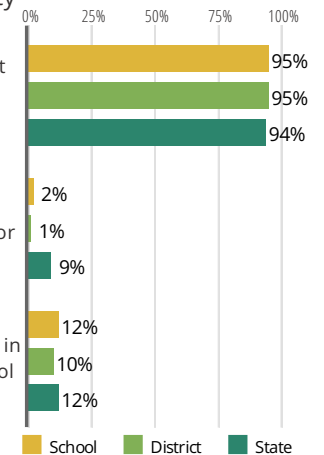
Rate at which students are present at school, not including excused or unexcused absences

Chronic Truancy Rate

Percentage of students who have been absent without valid reasons for 5% or more of regular school days

Student Mobility

Percentage of students who transfer in or out of the school during the school year, not including graduates



FOR MORE INFORMATION

Visit IllinoisReportCard.com to see additional details about each item of information for this school. There you will find charts spanning multiple years, detailed explanations, resources, more of the school's programs and activities, and powerful tools that let you dig deeper into data.